




# EVantage™


EVantage™ is a range of clear and toned products with a reflective pyrolytic Low E coating providing medium insulation performance and typically high solar control (excluding Clear).


## Features


- 

**Energy Efficiency**  
EVantage™ can keep the temperature of your room controlled, lowering your energy consumption and reducing the need for additional heating and cooling.
- 

**Low E Coating**  
Coating is applied that allows natural light through without emitting radiant heat, maximising light and energy efficiency.
- 

**Climate**  
EVantage™ is designed with a consideration for mixed and warmer climates or where mid-range solar control and insulation are desired.
- 

**Reflective Coating**  
The Low E coating creates a subtle reflectivity that helps to reduce glare and secure privacy.
- 

**Range of Tones**  
Colour options are available within the EVantage™ range.
- 

**Easy Processing**  
EVantage™ can be toughened, laminated, curved or used in an insulated glass unit.

## Product Range

Clear		
Available Thickness (mm)	6	
Maximum Sheet Size (mm)	5100×3210	

## Grey

Available Thickness (mm)	6
Maximum Sheet Size (mm)	5100×3210

## Bronze

Available Thickness (mm)	6
Maximum Sheet Size (mm)	3302×2438

## Blue Green

Available Thickness (mm)	6
Maximum Sheet Size (mm)	5100×3210

## SuperGreen

Available Thickness (mm)	6
Maximum Sheet Size (mm)	5180×3302

## SuperBlue

Available Thickness (mm)	6
Maximum Sheet Size (mm)	5100×3210

## Applications

### External

Doors, Windows, Shop Front, Roof Glazing, Frameless Glazing

# Technical Data

## Performance

### Single Glazing

Product Name	Nominal Thickness	Visible			Solar		UV Trans.	U-Value		SHGC	Shading Co.	Weight m <sup>2</sup>
		Trans.	Refl. Out	Refl. In	Trans.	Refl.		Air	Argon			
EVantage™ Clear (#2)	6	68	23	26	59	17	30	3.8		0.63	0.73	15
EVantage™ Grey (#2)	6	32	10	27	29	8	10	3.8		0.42	0.48	15
EVantage™ Bronze (#2)	6	38	11	27	35	10	11	3.8		0.46	0.53	15
EVantage™ Blue Green (#2)	6	56	19	27	35	11	16	3.8		0.46	0.53	15
EVantage™ SuperGreen (#2)	6	49	16	27	24	9	8	3.8		0.38	0.43	15
EVantage™ SuperBlue (#2)	6	39	12	27	23	8	10	3.8		0.37	0.43	15

### Double Glazing

Product Name	Nominal Thickness	Visible			Solar		UV Trans.	U-Value		SHGC	Shading Co.	Weight m <sup>2</sup>
		Trans.	Refl. Out	Refl. In	Trans.	Refl.		Air	Argon			
EVantage™ Clear (#2) + QFloat™ Clear	6+12+6	61	27	29	47	20	23	2	1.7	0.56	0.64	30
EVantage™ Grey (#2) + QFloat™ Clear	6+12+6	29	10	30	24	9	11	2	1.7	0.33	0.38	30
EVantage™ Bronze (#2) + QFloat™ Clear	6+12+6	34	13	29	28	11	9	2	1.7	0.38	0.43	30
EVantage™ Blue Green (#2) + QFloat™ Clear	6+12+6	51	21	30	29	12	13	2	1.7	0.38	0.43	30
EVantage™ SuperGreen (#2) + QFloat™ Clear	6+12+6	44	18	30	21	9	7	2	1.7	0.29	0.33	30
EVantage™ SuperBlue (#2) + QFloat™ Clear	6+12+6	35	13	30	19	9	8	2	1.7	0.28	0.33	30

## Considerations

### Application

EVantage™ when single glazed must be glazed with the exposed coating to the inside of the building (surface #2). When incorporated into IGUs solar control glass products are recommended to be glazed with coatings to surface #2. Please note that local councils may have

specific requirements regarding the maximum allowable reflectivity of building materials. At night reflectivity may result in a mirror appearance making it difficult to see externally.

#### **Thermal Stress and Fracture Risk**

Recommended for thermal stress fracture risk assessment.

#### **Large Projects**

Oceania Glass recommends that for large glazing facades (particularly curtain wall) the customer should highlight this in writing to enable consideration of colour management of supplied product.

## **How to Specify**

Available colours and thicknesses:

<b>Clear</b>	6mm
<b>Grey</b>	6mm
<b>Bronze</b>	6mm
<b>Blue Green</b>	6mm
<b>SuperGreen</b>	6mm
<b>SuperBlue</b>	6mm

Select from: Annealed, Heat Strengthened, Toughened or Toughened Heat Soaked

\*If unsure, select in compliance with AS1288–2021 or manufacturers recommendation. \*

- The glass shall comply with the following performance criteria:
- U value
- Solar Heat Gain Coefficient (SHGC)
- Visible Light Transmission %
- Glass Only Values
- Total window

---

#### **Annealed**

Annealed glass is glass produced without internal stresses imparted by heat treatment, i.e., rapid cooling, or by toughening or heat strengthening. Annealed glass is not a Grade A safety glass.

#### **Toughened**

Glass converted to a safety glass by subjection to a process of pre-stressing so that, if fractured, the entire piece disintegrates into small, harmless particles. Toughened glass is a Grade A Safety Glass

#### **Heat Soaking**

Heat soak testing is a destructive test, which reduces the likelihood of spontaneous breakage by converting impurities such as nickel sulphide inclusions. Heat soaking is required in some but not all applications. If unsure, select in compliance with AS1288–2021 or manufacturers recommendation.

#### **Heat Strengthening**

All glass which requires extra strength and thermal resistance will be heat strengthened. Heat strengthening increases the strength of annealed glass; however, it is not a substitute for toughened glass

In the event of fracturing heat strengthened glass will crack and tends to remain in glazed position.

#### **Toned Glass**

Toned glass absorbs a proportion of solar radiation and may require a thermal assessment depending on application.

---

All glass is to be selected and installed in accordance but not exclusively with the following Australian and/or New Zealand Standards

- AS 1288 Glass in Buildings Selection and Installation
- AS 1170 Minimum Wind Loads on Structures

- AS/NZ 2208 Safety Glazing Materials in Buildings
- AS/NZ 4666 Insulating Glass Units
- AS/NZ 4667 Quality Requirements for cut-to-size and Processed Glass